

# The State of Our Neighborhoods

The Greenlining Institute

Evelyn Flores-Rangel  
Sustainable Development Fellow  
Green Assets Program  
Leadership Academy

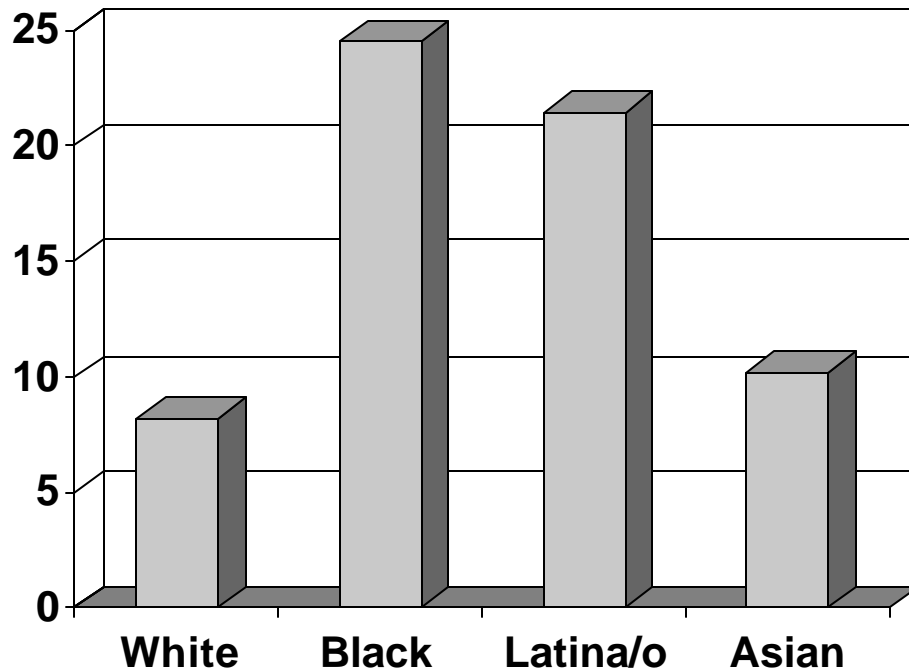
# What is the state of our neighborhoods?

- Class
  - Wealth
  - Income
- Race



- Health Disparities
- Incarceration Levels
- Educational Attainment

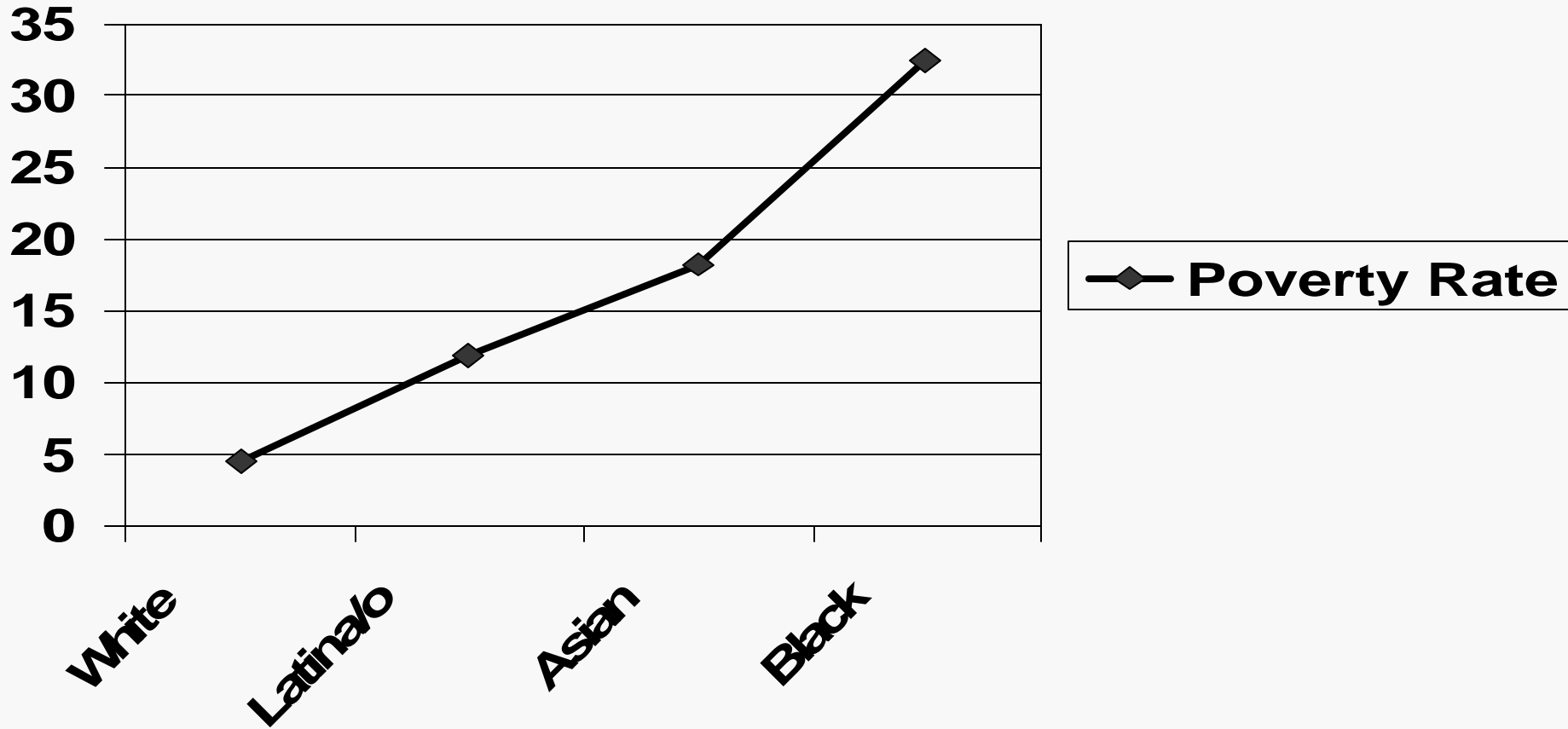
# Federal Poverty Rate



The federal poverty rate in 2007 was 12.5% (with 37.5 million people living in poverty).

(SOURCES: U.S. Census Bureau, "Income, Poverty, and Health Insurance Coverage in the United States: 2007," by Carmen DeNavas-Walt, Bernadette D. Proctor and Jessica C. Smith, released on August 2008, <http://www.census.gov/prod/2008pubs/p60-235.pdf>, page 12; and U.S. Census Bureau, Historical Poverty Tables, Table 2, <http://www.census.gov/hhes/www/poverty/histpov/perindex.html>, in United for a Fair Economy; and 2008 HHS Poverty Guidelines, <http://aspe.hhs.gov/poverty/08Poverty.shtml>).

# California's Poverty Statistics by Race/Ethnic Group




(SOURCE: US Census, 2006 American Community Survey, in "GREENING THE COLOR LINE: Changing Demographics, Changing Attitudes on the Environment in California's Low-Income and Minority Communities," by Christian Gonzalez-Rivera.)

# Chronic Poverty



- As compared to white individuals people of color are 24.5% more likely to be poor, and 54% more likely to remain poor or fall back into poverty from all income levels.
  - Approximately 33% of Blacks and 41% of Latinos/as will drop out of the middle class during this economic downturn.
- Income disparities are most notable for Latina/o families, that fall 89% three times below the federal poverty level, compared to 34% of White families.
- Furthermore, a United for a Fair Economy study reports that as of 2008, Blacks and Latinos/as are 5-6 times more likely to live in **concentrated poverty**



# Tangible Wealth



# Stealth Iron Grip of Wealth

---

- The top richest 10% of the world's population owns 85% of the world's wealth.
  - The most wealth inequality exists in the United States.
    - The wealthiest 1% own 1/3 of the wealth.
    - The top 10% own 76% of the wealth.
    - 90% own 24% of the remaining wealth.

(SOURCE: The Helsinki World Institute for Development Economics Research of the United Nations University, December 2006 in “Let America be American Again: Racial Wealth Equity,” by Amaad Rivera, published December 2007, [http://www.huffingtonpost.com/amaad-rivera/let-america-be-american-a\\_b\\_77417.html](http://www.huffingtonpost.com/amaad-rivera/let-america-be-american-a_b_77417.html).)

# The Racial Wealth & Assets Divide

- **Legacy of Inequity**

- Families of color own 1/10 in assets or monetary wealth as whites
- On *average*, people of color have 8 cents for every dollar of white wealth.

- **Zero or Negative Wealth**

- 30% of Blacks have zero or negative worth, vs.15% of whites.

- **Retirement**

- 43.4% of whites compared to 18% of people of color will have retirement accounts.

# Housing Crisis

- Homeownership Rate in California

- African-Americans 41.7%
- Latinos/as 45.7%
- Asian-Americans 60.4%
- Whites 68.4%

- Foreclosure Crisis

- \$213 billion loss in assets



# It's all about Where you Live

- **Health Disparities and Exposure to Pollution**

- Children of color are three times more likely than white children to live in areas of high automobile traffic.
- Because of their higher exposure, African Americans suffer higher rates of pollutant-caused asthma, heart attacks, cancer, sudden infant death syndrome, and neurological injuries



# Unemployment

- 11% for Blacks and 9% for Latinos/as
  - 2010 reaching towards 20% or more.
- Youth of color (16–19) have 32% unemployment rates nationwide.
- Industries with high numbers of people of color, such as construction, temporary work and service-based industries, have collapsed.

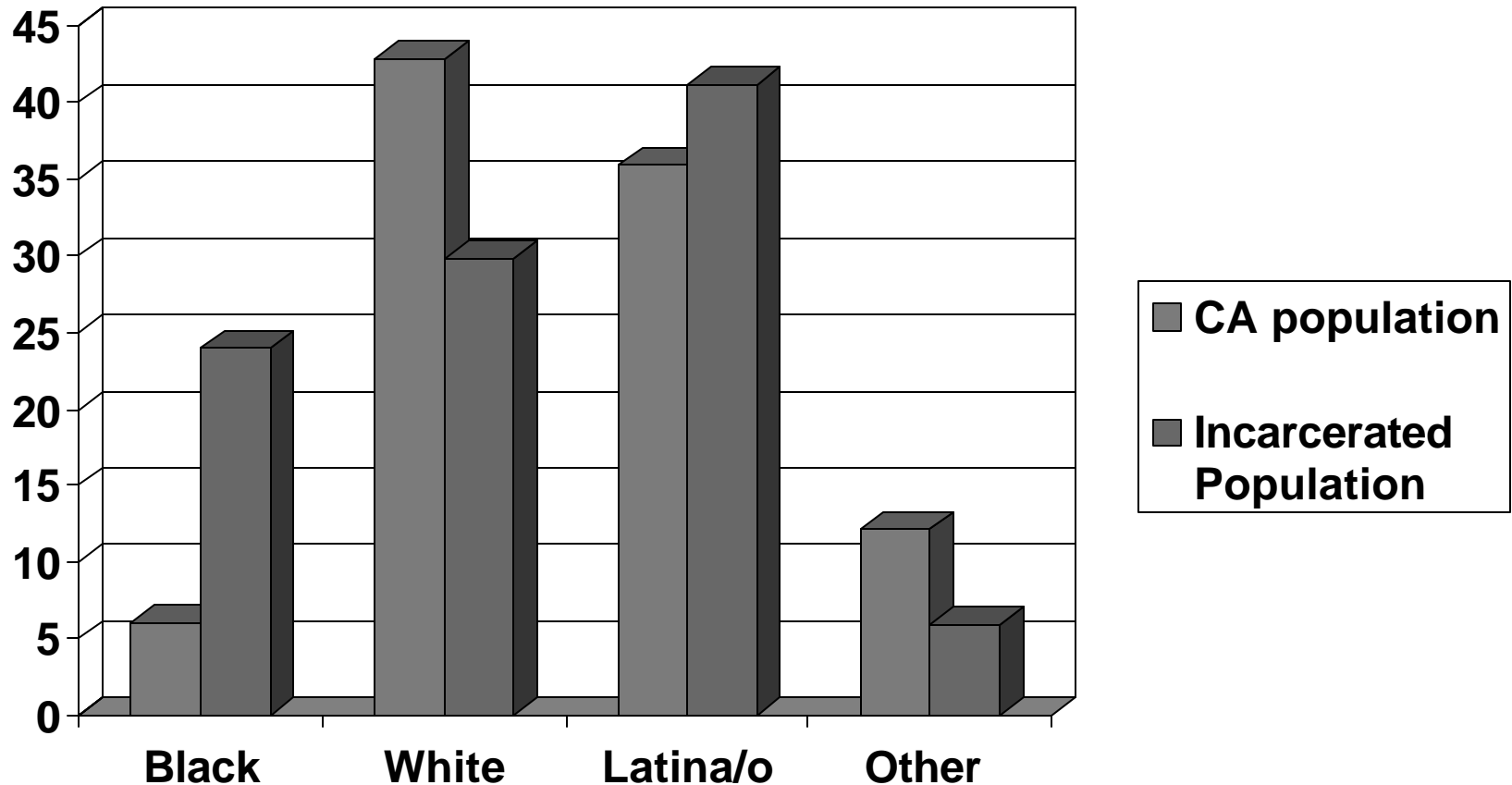
(SOURCES: Job losses ballooned in final quarter of 2008, by Heidi Shierholz, <http://www.epi.org/publications/entry/4236/>; and *United for a Fair Economy*, “The Silent Depression: State of the Dream 2009,” by Amaad Rivera, Jeannette Huevo, Christina Kasica, and Dedrick Muhammad, published January 15 2009, [http://www.faireconomy.org/files/pdf/state\\_of\\_dream\\_2009.pdf](http://www.faireconomy.org/files/pdf/state_of_dream_2009.pdf)).

# Incarceration vs. Education

- Arrested more often and given longer sentences for the same crimes than their white and wealthy counterparts.
- Disproportionately represented in the prison population.
  - A Black man has a 1 in 3 chance of going to prison in his lifetime and a Latino man has a 1 in 6 chance.
- Our communities are consumed in **cycles of recidivism.**



# Perpetual Imprisonment



(SOURCE: US Census, American Community Survey, 2006 and the Department of California Corrections and Rehabilitation, [http://www.cdcr.ca.gov/Divisions\\_Boards/Adult\\_Operations/Facts\\_and\\_Figures.html](http://www.cdcr.ca.gov/Divisions_Boards/Adult_Operations/Facts_and_Figures.html), accessed on January 2009).

# Educational Apartheid

- **Racial Isolation**

- In the academic year beginning 2002, segregation rates of Black or Latina/o students in Los Angeles were 85%.

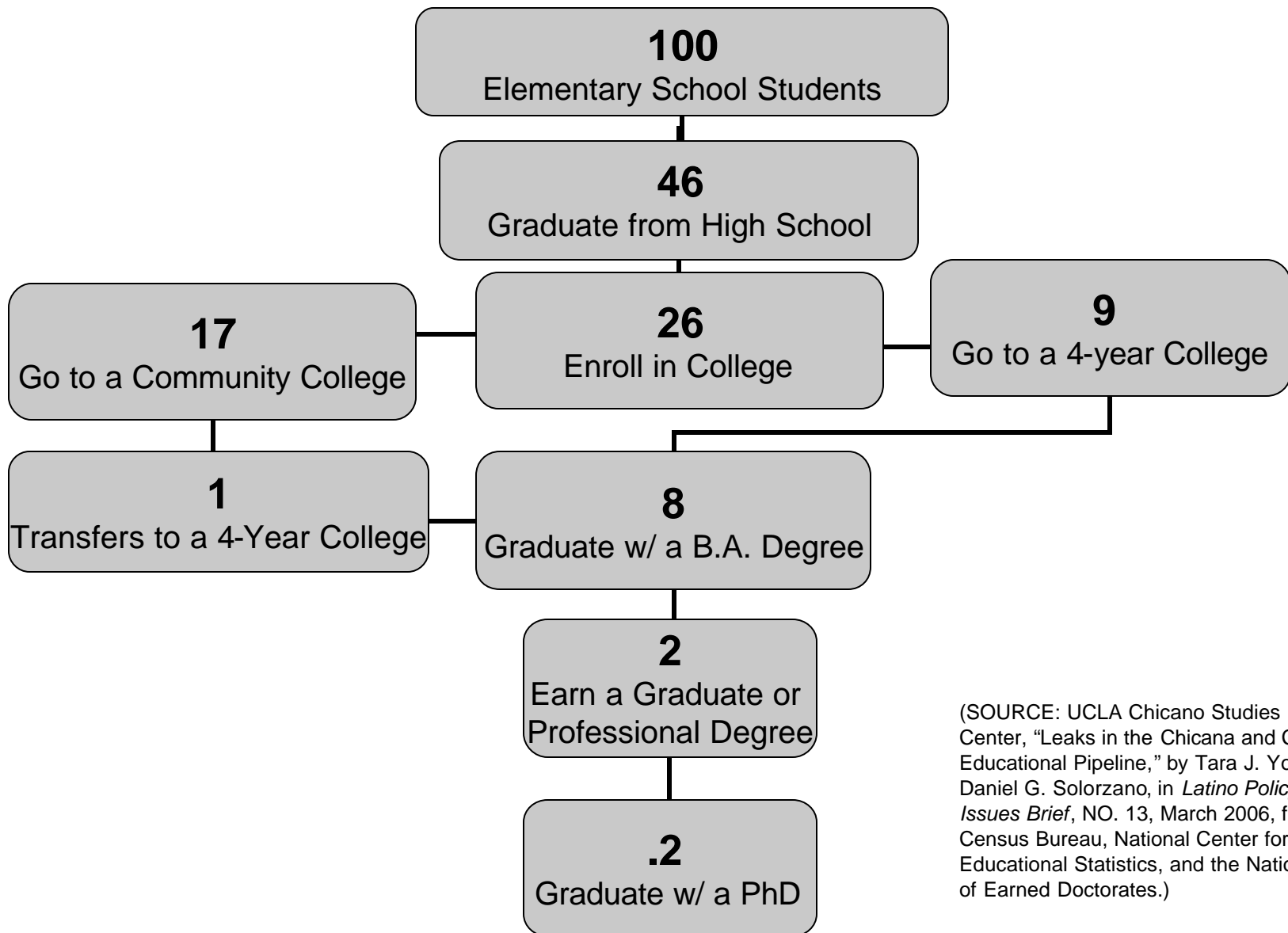


- **Push Out Rates**

- A California Department of Education report estimates that over 127,000 students left high school last year, amounting to 24% statewide.

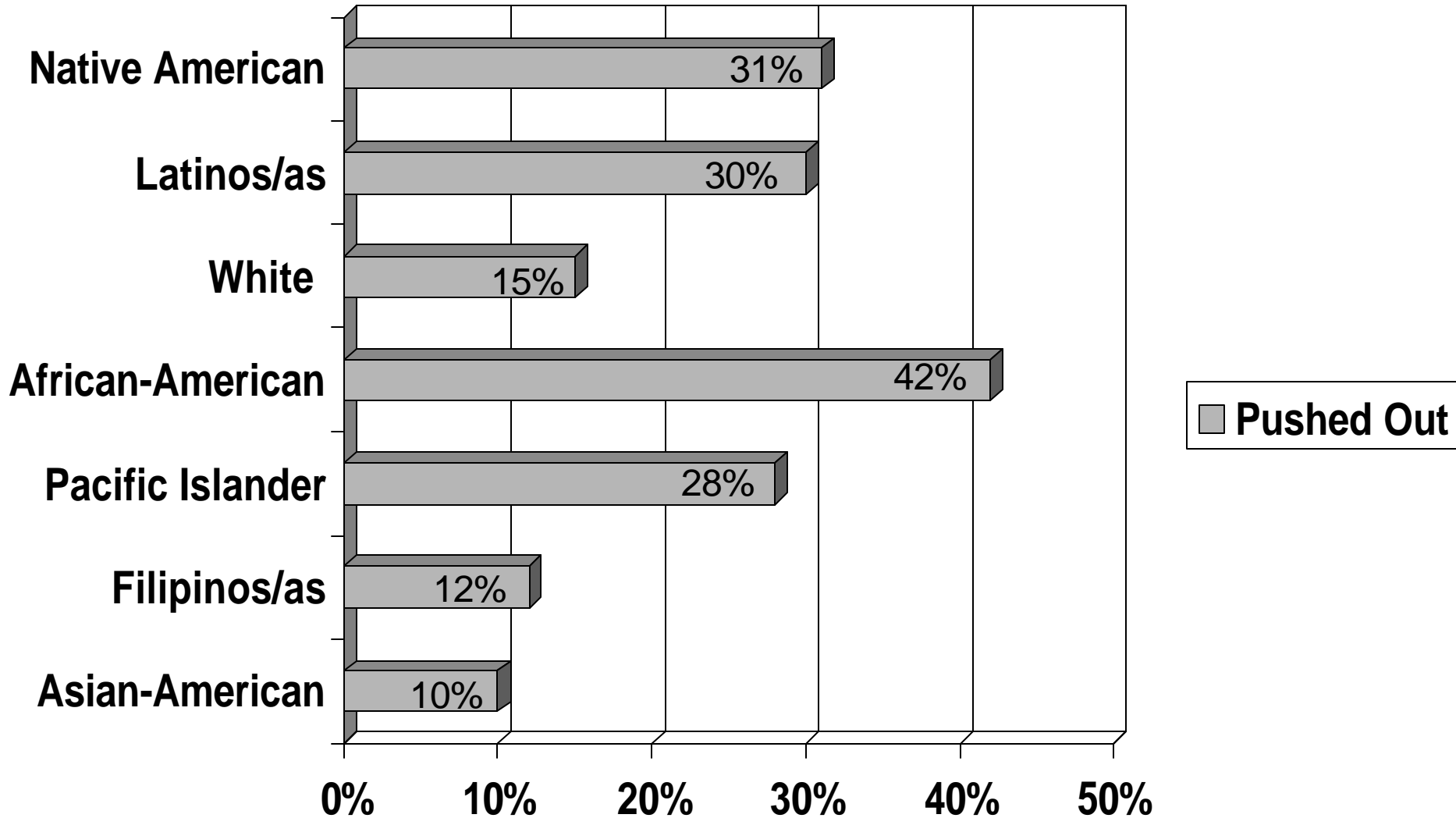


# Leaks in the Latina/o Educational Pipeline



(SOURCE: UCLA Chicano Studies Research Center, "Leaks in the Chicana and Chicano Educational Pipeline," by Tara J. Yosso and Daniel G. Solorzano, in *Latino Policy and Issues Brief*, NO. 13, March 2006, from U.S. Census Bureau, National Center for Educational Statistics, and the National Survey of Earned Doctorates.)

# Alarming *Push Out* Rates within Communities



Are we living the dream our  
ancestors fought for?



Where do we go from here?

# Green Assets

Tangible and Intangible Wealth

Re-Tooling

Our Communities



# Thank you!

Contact Information

Evelyn Flores-Rangel

Academy Fellow

[evelynf@greenlining.org](mailto:evelynf@greenlining.org)

510.926.4018